



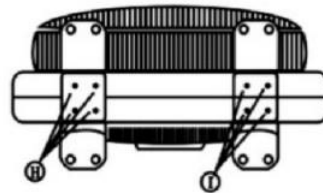
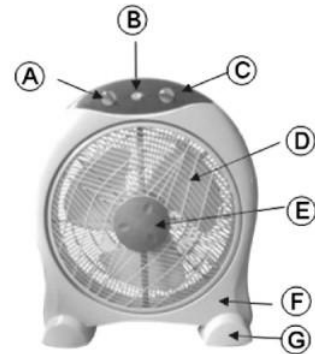
HomeElectric

16" BOX FAN

MODEL:HFB-1604

PARTS IDENTIFICATION

A	SPEED STAGE SWITCH
B	LOUVER SWITCH
C	TIME SWITCH
D	FAN BLADE
E	LOUVER
F	FRONT CABINET
G	HOLDER
H.I	SCREW



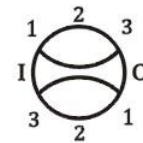
Only applicable to model with timer

CAUTION

1. Do not plug line cord into outlet until fan has been completely assembled.
2. Use only with rated voltage.
3. During operation, don't put your hands or any other objects inside the guard.
4. Do not attempt to force the louver to turn.

SPEED CONTROL

To turn on the fan, simply turn any of the SPEED STAGE SWITCH (1-2-3). To turn it off, turn to the "o" stage.



LOUVER CONTROL

Press the LOUVER SWITCH for O or I.

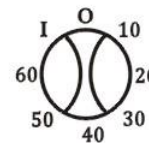


60 MINUTES TIMER

The fan stops automatically at the preset time.

"O" position the fan will not operate even if you switch it on.

So, keep the indicator at "I" position.



CLEANING

To clean the louver, first turn the louver cap to the left and remove it. Then remove the louver.



MAINTENANCE

1. Keep this unit in cool dry place.
2. Keep the fan clean. Use a piece of soft cloth soaked with soap water to clean off the dust and stains, wipe dry to keep in a fresh appearance. Must not attempt to use solvents like thinner gasoline, etc.
3. After the fan is cleaned then pack it into a vinyl bag and store it in a dry place.

Note:* Only applicable to model with timer. Above specifications are subject to change without notice.

21X14.2CM